

NEXT STEPS



- More in-depth analysis
- Refinement of sampling
- “Packaging” of FP indicators
- Expansion of instruments beyond FP
- Dissemination
- Link of quality to outcomes
- Additional applications at the field level

#1. Conduct In-Depth Analysis

- For each country:
 - Further analyze data for each instrument to identify problems, inconsistencies, etc.
 - Analyze the data across instruments (“integrated analysis”)
 - Prepare detailed country reports
- Multi-country analyses:
 - Identify patterns, relationships among variables
 - Attempt to further reduce “short list”

#2. Refine sampling

- Develop sampling guidelines for different uses of the instruments:
 - Representative sample of clients
 - Representative sample of facilities
 - Comparison of facilities from different districts
- Provide guidelines for specific situations:
 - Low volume facilities (e.g., FP in Africa)
 - Multiple types of services in single survey

#3. Package the FP Indicators

- Develop a User's Packet for organizations interested in monitoring quality of care:
 - Short list of QC indicators
 - Sampling issues
 - Instruments for data collection
 - Field guide for supervisors
 - Plan of analysis
 - Illustrative presentation formats for data

#4. Expand instruments beyond family planning

- Experience has been positive with:
 - Ante-natal services (Uganda)
 - Post-partum, post-abortion (Turkey)
- Can expand to other areas of RH:
 - Safe motherhood
 - HIV
 - Adolescent services
 - Services targeting males

#5. Get the results known and USED

- In-country:
 - Audiences: policy makers, program managers, evaluators
 - Channels: workshops, seminars, reports
- International RH community:
 - Audiences: donors, CA's, technical agencies
 - Channels: technical meetings (today!), conferences, publications, MEASURE website


#6. Demonstrate the link between quality services and outcomes

- **Proposed methodology:**
 - 12 month follow-up survey among new users (identified during current study)
 - Quantify current level of quality in each facility
 - Interview clients 12 months after initial method adoption to measure continuation rates, complications, levels of satisfaction, etc.
 - Determine if clients from higher scoring facilities have more favorable outcomes.


#7. Expand the number of countries monitoring QC

- Complete “field test” countries:
 - Morocco, Kenya
- Conduct round #2 of data collection
 - Ecuador, Turkey
- Determine utility in R4 process:
 - Turkey
- Encourage use of instruments elsewhere

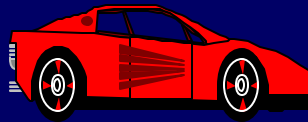
TO CONCLUDE:



- THANKS FOR ATTENDING



- HAVE A SAFE TRIP HOME



- ENJOY THE WEEKEND

